



# Safety Color Guide

Safety Color Codes  
For Physical Hazards  
And Pipe Identification

Conforms to OSHA  
and ANSI Standards



To learn more, visit us at  
[www.sherwin-williams.com/protective](http://www.sherwin-williams.com/protective)  
or call 1-800-524-5979 to have  
a representative contact you.



# Safety Colors



**SAFETY RED**

- Fire protection equipment
- Containers of flammable liquids
- Lights at barricades and obstructions
- Stop bars and switches on machinery
- Fire alarm boxes
- Fire exit signs
- Sprinkler piping



**SAFETY YELLOW**

- Caution, physical hazard
- Construction equipment
- Handrails, Guardrails
- Material Handling Equipment
- Piping systems containing dangerous materials
- Waste containers
- Exposed, unguarded edges




**SAFETY ORANGE**

- Dangerous parts of machinery
- Inside of movable guards
- Safety starting buttons
- Exposed parts




**SAFETY BLUE**

- Caution, equipment under repair
- Warnings should be located at the starting point or power source of machinery.




**SAFETY GREEN**

- Safety
- First aid equipment
- Safety bulletin boards
- Gas masks
- Stretchers
- Safety deluge showers



**BLACK & WHITE**

- Traffic and housekeeping markings
- Dead ends of aisles or passageways
- Stairways
- Directional signs
- Refuse cans



**SAFETY PURPLE**

Designates radiation hazards. Often used in combination with yellow on tags, labels, signs, and floor markers.

### For more information please reference:

OSHA 29 CFR 1910.144,  
Safety Color Code for Marking Physical Hazards  
ANSI Z535.1, Safety Color Code

## Recommended Standards for Color Coding

SERVICE	SCHEDULE	SYSTEM 4000 COLOR	BANDS
WATER LINES			
Raw Water	Olive Green	4070 Generator Green	
Settled or Clarified Water	Aqua	4068 Alloy Aqua	
Finished or Potable Water	Dark Blue	4086 Safety Blue	
Sprinklers	Dark Red	4081 Safety Red	
Suction Line (Pump Stations)	Mid Blue	4063 Robotic Blue	
Pressure Line (Pump Stations)	Safety Blue	4086 Safety Blue	
WASTE LINES			
Backwash Waste	Light Brown	4003 Pallet Tan	
Sludge	Dark Brown	4009 Walnut Brown	
Sanitary Sewer or Other	Dark Gray	4025 Anchor Gray	
Sewage Effluent	Clay	4048 Mason Brick	
Raw Sludge	Brown/Black	4001 Bolt Brn	4032 Black
Sludge Recirc	Brown/Yellow	4001 Bolt Brn	4084 Safety Yellow
Sludge Draw Off	Brown/Orange	4001 Bolt Brn	4083 Safety Orange
Sludge Recirc Dischg	Brown	4001 Bolt Brn	
Sludge Gas	Orange-Red	4084 International Orange	
Natural Gas	Orange-Red/Black	4084 International Orange	4032 Black
NonPotable Water	Blue/Black	4086 Safety Blue	4032 Black
Potable Water	Blue	4086 Safety Blue	
Chlorine	Yellow	4084 Safety Yellow	
Sulfur Dioxide	Yellow/Red	4084 Safety Yellow	4081 Safety Red
Sewage	Gray	4026 Slate Gray	
Compressed Air	Green	4071 Rain Forest	
CHEMICAL LINES			
Alum or Primary Coagulant	Orange	4083 Safety Orange	
Ammonia	White	White	
Carbon Slurry	Black	Black	
Caustic	Yellow with Green	4084 Safety Yellow	4085 Safety Green
Chlorine	Yellow	4084 Safety Yellow	
Fluoride	Light Blue with Red	4061 Hydro Blue	4081 Safety Red
Lime Slurry	Light Green	4069 Emerald Ice	
Ozone	Yellow with Orange	4084 Safety Yellow	4083 Safety Orange
Phosphate Compounds	Light Green with Red	4069 Emerald Ice	4081 Safety Red
Polymers or Coagulant Aids	Orange with Green	4083 Safety Orange	4085 Safety Green
Potassium Permanganate	Violet	4080 Plumb	
Soda Ash	Light Green with Orange	4069 Emerald Ice	4083 Safety Orange
Sulfuric Acid	Yellow with Red	4084 Safety Yellow	4081 Safety Red
Sulfur Dioxide	Light Green with Yellow	4069 Emerald Ice	4084 Safety Yellow
OTHER LINES			
Compressed Air	Dark Green	4071 Rain Forest	
Gas	Red	4040 Deck Red	
Other Lines	Light Gray	4019 Flint Gray	
Hoists, Trolleys	Yellow	4084 Safety Yellow	
Fire Protection	Red	4081 Safety Red	
Steam	Orange	4083 Safety Orange	
Oil	Ivory	4036 Mill Ivory	

\* Local Jurisdictions may use different standards – check with your primary agency.

## Color Bands

Although some plants paint the full length of all piping with an identifying color, a better appearance results if pipes are painted the same color as the adjoining wall or ceiling, with the contents identified by color bands at intervals along the line. Valves and connections and where the pipe passes through walls and floors are good places for the identifying color. The color band should be at least 8” long for small diameter pipe and increased for larger pipe, up to 24” for 10” pipe and 32” for sizes over 10” diameter.